

Recreation Recreation Plan



3

VOLUME

CONSULTATION FINDINGS



TABLE OF CONTENTS

INTRODUCTION	2
HOUSEHOLD SURVEY December 2006	3
HOUSEHOLD SURVEY – ADDITIONAL COMMENTS December 2006	18
SCHOOL INTERVIEWS December 2006	24
SPORT AND RECREATION CLUB INTERVIEWS January 2007	28
COMMUNITY GROUP INTERVIEWS January 2007	31



Rear 534 Mt Alexander Rd
Ascot Vale VIC 3032
Ph. (03) 9326 1662
Fax. (03) 9326 0991
Email. leisure@jeavons.com.au
Web. www.jeavons.com.au



INTRODUCTION

This document has been compiled as part of the Indigo Shire Recreation Plan. It provides a summary of the consultation phases undertaken as part of the study.

Who we interviewed

A range of local and Shire-wide stakeholders and community members/ groups were contacted as part of the study. The following is a breakdown of consultation undertaken.

- Householder survey
- Schools
- Sport and recreation clubs and groups
- Community groups and Committees of Management

Household Survey

In November 2006, a community recreation survey was distributed to 5,800 households across the Indigo Shire via post. The surveys were distributed to all private houses and post office boxes. A total of 758 usable responses were received, collated and analysed.

Schools

In December 2006, 14 primary and secondary schools across the Indigo Shire were contacted via telephone and interviewed about their participation in sport and recreation activities, and potential future demand at their school, in their local area and across the Shire.

Sport and recreation clubs and groups

In January 2007, 65 sport and recreation groups across the Shire were contacted via telephone. 24 groups participated in telephone interviews regarding their participation in sport and recreation activities, use of facilities and the potential future demands on their sport and facilities. Clubs contacted covered a range of different sports, including Australian Rules football, netball, tennis, hockey, girl guides, karate, racquetball, swimming, golf, pony clubs and gun clubs.

Community groups and Committees of Management

In January 2007, 46 community groups and Committees of Management were contacted via telephone. 11 groups responded and were interviewed regarding their club/ group, activities undertaken, the use of local facilities and their role in sport and recreation across the Shire.

The remainder of this document provides a summary of consultation undertaken and findings gathered.

HOUSEHOLD SURVEY

December 2006

A householder survey was conducted by specialist consultants @leisure to guide Council's decision making about the ongoing provision and development of recreational activities and facilities within the Indigo Shire. Respondents were asked to consider what they do for 'recreation', taken to mean anything that is done away from the home for enjoyment in free time. This may include play, hobbies, volunteer work, club, or physical activities or sport.

Approximately 5,800 surveys were randomly distributed to households within the municipality. A total of 758 responses were received and below is an overview of the results.

Section 1 – The activities you do and where

Respondents were asked to list the main recreational activities they regularly participate in away from home. Each respondent could list up to three activities. Below are the most popular recreational activities for men and women.

Table 1a & 1b: Main recreational activities regularly participated in most (number and percentage of respondents)

Activities	Female	Male	Total	Activities	Female	Male	Total
Walking	161	86	247	Walking	39%	25%	33%
Swimming	91	55	146	Swimming	22%	16%	19%
Cycling (Road)	57	76	133	Cycling (Road)	14%	22%	18%
Golf	31	53	84	Golf	8%	15%	11%
Tennis	38	37	75	Tennis	9%	11%	10%
Fishing	14	46	60	Fishing	3%	13%	8%
Walking (Bush)	28	23	51	Walking (Bush)	7%	7%	7%
Lawn Bowls	15	27	42	Lawn Bowls	4%	8%	6%
Netball	36	1	37	Netball	9%	0%	5%
Camping	17	18	35	Camping	4%	5%	5%
Horse Riding	28	4	32	Horse Riding	7%	1%	4%
Cinema	20	11	31	Cinema	5%	3%	4%
AFL	6	23	29	AFL	1%	7%	4%
Gym/Fitness	23	5	28	Gym/Fitness	6%	1%	4%
Dining out	17	6	23	Dining Out	4%	2%	3%
Garden club	15	7	22	Garden Club	4%	2%	3%
Volunteer	15	6	21	Volunteer	4%	2%	3%
Travel Overseas	8	12	20	Travel Overseas	2%	3%	3%
Running	7	11	18	Running	2%	3%	2%
Cricket	1	17	18	Cricket	0%	5%	2%
Clubs	9	6	15	Clubs	2%	2%	2%
Visiting Park with kids	10	5	15	Visiting Park with kids	2%	1%	2%

The recreational activity that is most regularly participated in within the Indigo Shire is walking. This was also seen to be the activity most regularly participated in within each of the six largest townships. Below are the above listed most regularly participated in activities, broken into major townships.

Table 2a: Activities participated in most per township (numbers of participants)¹

Activities	BEECHWORTH			RUTHERGLEN			CHILTERN			YACKANDANDAH			WAHGUNYAH			BARNAWARTHA		
	Female	Male	Total	Female	Male	Total	Female	Male	Total	Female	Male	Total	Female	Male	Total	Female	Male	Total
Walking	61	40	101	22	12	34	7	7	14	32	14	46	10	4	14	6	4	10
Swimming	31	22	53	19	12	31	7	2	9	11	9	20	4	2	6	5	2	7
Cycling (Road)	21	35	56	7	7	14	1	3	4	13	13	26	2	2	4	1	2	3
Golf	10	17	27	9	13	22	3	2	5	3	7	10	2	4	6	2	7	9
Tennis	14	10	24	4	7	11	0	3	3	4	3	7	1	0	1	1	1	2
Fishing	4	14	18	1	8	9	1	4	5	3	7	10	0	3	3	1	2	3
Walking (Bush)	8	11	19	3	3	6	1	0	1	6	5	11	2	0	2	0	0	0
Lawn Bowls	3	7	10	4	4	8	3	3	6	4	8	12	1	3	4	0	0	0
Netball	9	0	9	3	0	3	5	1	6	3	0	3	0	0	0	3	0	3
Camping	6	4	10	1	2	3	1	2	3	5	4	9	0	0	0	1	1	2
Horse Riding	10	1	11	4	0	4	2	1	3	4	0	4	0	0	0	2	0	2
Cinema	8	4	12	2	1	3	0	0	0	4	1	5	0	0	0	1	0	1
AFL	2	7	9	1	3	4	2	3	5	0	3	3	0	1	1	1	4	5
Gym/Fitness	8	4	12	4	0	4	1	0	1	5	0	5	1	1	2	0	0	0
Dining Out	6	2	8	4	1	5	2	0	2	3	1	4	0	0	0	0	0	0
Garden Club	4	3	7	5	1	6	0	0	0	3	0	3	1	1	2	1	0	1
Volunteer	5	1	6	5	2	7	0	0	0	1	0	1	2	2	4	0	0	0
Travel Overseas	1	1	2	2	3	5	1	1	2	1	0	1	1	1	2	0	0	0
Running	1	4	5	1	1	2	1	0	1	2	2	4	0	1	1	0	1	1
Cricket	1	5	6	0	4	4	0	1	1	0	5	5	0	0	0	0	1	1
Clubs	3	1	4	2	1	3	0	1	1	0	0	0	2	1	3	1	1	2
Visiting Park with kids	1	1	2	1	2	3	2	1	3	2	0	2	2	0	2	1	1	2

Table 2b: Activities participated in most per township (percentages of township participants)

Activities	BEECHWORTH			RUTHERGLEN			CHILTERN			YACKANDANDAH			WAHGUNYAH			BARNAWARTHA		
	Female	Male	Total	Female	Male	Total	Female	Male	Total	Female	Male	Total	Female	Male	Total	Female	Male	Total
Walking	46%	39%	43%	31%	21%	27%	28%	29%	29%	44%	29%	38%	45%	20%	33%	33%	20%	26%
Swimming	23%	22%	23%	27%	21%	24%	28%	8%	18%	15%	18%	17%	18%	10%	14%	28%	10%	18%
Cycling (Road)	16%	34%	24%	10%	12%	11%	4%	13%	8%	18%	27%	21%	9%	10%	10%	6%	10%	8%
Golf	8%	17%	12%	13%	22%	17%	12%	8%	10%	4%	14%	8%	9%	20%	14%	11%	35%	24%
Tennis	11%	10%	10%	6%	12%	9%	0%	13%	6%	6%	6%	6%	5%	0%	2%	6%	5%	5%
Fishing	3%	14%	8%	1%	14%	7%	4%	17%	10%	4%	14%	8%	0%	15%	7%	6%	10%	8%
Walking (Bush)	6%	11%	8%	4%	5%	5%	4%	0%	2%	8%	10%	9%	9%	0%	5%	0%	0%	0%
Lawn Bowls	2%	7%	4%	6%	7%	6%	12%	13%	12%	6%	16%	10%	5%	15%	10%	0%	0%	0%
Netball	7%	0%	4%	4%	0%	2%	20%	4%	12%	4%	0%	2%	0%	0%	0%	17%	0%	8%
Camping	5%	4%	4%	1%	3%	2%	4%	8%	6%	7%	8%	7%	0%	0%	0%	6%	5%	5%
Horse Riding	8%	1%	5%	6%	0%	3%	8%	4%	6%	6%	0%	3%	0%	0%	0%	11%	0%	5%
Cinema	6%	4%	5%	3%	2%	2%	0%	0%	0%	6%	2%	4%	0%	0%	0%	6%	0%	3%
AFL	2%	7%	4%	1%	5%	3%	8%	13%	10%	0%	6%	2%	0%	5%	2%	6%	20%	13%
Gym/Fitness	6%	4%	5%	6%	0%	3%	4%	0%	2%	7%	0%	4%	5%	5%	5%	0%	0%	0%
Dining Out	5%	2%	3%	6%	2%	4%	8%	0%	4%	4%	2%	3%	0%	0%	0%	0%	0%	0%
Garden Club	3%	3%	3%	7%	2%	5%	0%	0%	0%	4%	0%	2%	5%	5%	5%	6%	0%	3%
Volunteer	4%	1%	3%	7%	3%	5%	0%	0%	0%	1%	0%	1%	9%	10%	10%	0%	0%	0%
Travel Overseas	1%	1%	1%	3%	5%	4%	4%	4%	4%	1%	0%	1%	5%	5%	5%	0%	0%	0%
Running	1%	4%	2%	1%	2%	2%	4%	0%	2%	3%	4%	3%	0%	5%	2%	0%	5%	3%
Cricket	1%	5%	3%	0%	7%	3%	0%	4%	2%	0%	10%	4%	0%	0%	0%	0%	5%	3%
Clubs	2%	1%	2%	3%	2%	2%	0%	4%	2%	0%	0%	0%	9%	5%	7%	6%	5%	5%
Visiting Park with kids	1%	1%	1%	1%	3%	2%	8%	4%	6%	3%	0%	2%	9%	0%	5%	6%	5%	5%

¹ Volunteer implies a Glenview Community Care volunteer

Walking is also the most regularly participated in recreational activity done away from home by females. The list of the 20 activities most regularly participated in by females contains a number of differences to the overall most regularly participated in activities.

- Netball, horse riding, art galleries, and shopping are activities that are more regularly participated in for females than the general population.
- Fishing, lawn bowls, AFL, travelling overseas, running and cricket are activities that are less regularly participated in by women.

The breakdown of activities into age groups shows:

- Younger women (below 30 yrs) are more likely to play sports such as netball, swimming and tennis when compared with the average.
- Lawn bowls, golf and Community Care volunteers are activities more likely to be undertaken by older women.

Table 3a: Activities participated in most by females: by age group (numbers of participants)

Activities	TOTAL	10-14	15-19	20-24	25-29	30-34	35-39	40-44	45-49	50-54	55-59	60-64	65-69	70-74	75-79	80+	No age provided
Walking	161	0	2	1	6	8	15	14	15	28	24	22	11	9	3	1	2
Swimming	91	3	1	2	6	6	16	19	8	10	2	7	5	2	0	0	4
Cycling (Road)	57	0	1	1	1	3	6	10	8	11	3	10	2	0	0	0	1
Tennis	38	1	1	1	1	1	4	7	3	7	2	6	3	0	0	0	1
Netball	36	2	1	1	0	2	6	9	8	4	1	2	0	0	0	0	0
Golf	31	0	0	0	1	0	1	1	0	3	5	8	7	1	3	0	1
Horse Riding	28	0	1	0	1	2	3	7	5	4	1	0	1	0	0	0	3
Walking (Bush)	28	0	0	1	2	2	0	2	5	4	3	3	5	0	0	0	1
Gym/Fitness	23	0	0	1	1	2	1	3	1	3	3	2	2	2	1	0	1
Cinema	20	0	0	0	0	0	1	1	2	3	6	2	2	2	1	0	0
Camping	17	0	1	0	1	0	1	2	3	0	4	4	0	0	0	0	1
Dining out	17	0	1	1	1	1	1	1	2	4	1	1	2	1	0	0	0
Garden club	15	0	0	0	0	0	0	1	1	4	2	3	0	2	1	0	1
Volunteer	15	0	0	0	0	0	1	0	0	1	1	7	1	3	0	1	0
Lawn Bowls	15	0	0	0	0	0	0	0	1	1	2	1	7	1	1	1	0
Fishing	14	0	0	0	0	1	1	1	3	3	3	2	0	0	0	0	0
Art galleries	11	0	0	0	1	0	1	2	1	1	1	2	1	1	0	0	0
Shopping	10	0	2	0	0	1	0	1	1	3	0	1	1	0	0	0	0
Visiting Park with kids	10	0	1	0	1	1	2	4	0	0	0	1	0	0	0	0	0
Clubs	9	0	0	0	0	0	0	2	0	0	2	1	1	0	0	2	1

Table 3b: Activities participated in most by females: by age group (percentage of participants)

Activities	TOTAL	10-14	15-19	20-24	25-29	30-34	35-39	40-44	45-49	50-54	55-59	60-64	65-69	70-74	75-79	80+	No age provided
Walking	39%	0%	25%	20%	55%	38%	52%	32%	36%	49%	50%	42%	30%	38%	23%	17%	18%
Swimming	22%	60%	13%	40%	55%	29%	55%	43%	19%	18%	4%	13%	14%	8%	0%	0%	36%
Cycling (Road)	14%	0%	13%	20%	9%	14%	21%	23%	19%	19%	6%	19%	5%	0%	0%	0%	9%
Tennis	9%	20%	13%	20%	9%	5%	14%	16%	7%	12%	4%	12%	8%	0%	0%	0%	9%
Netball	9%	40%	13%	20%	0%	10%	21%	20%	19%	7%	2%	4%	0%	0%	0%	0%	0%
Golf	8%	0%	0%	0%	9%	0%	3%	2%	0%	5%	10%	15%	19%	4%	23%	0%	9%
Horse Riding	7%	0%	13%	0%	9%	10%	16%	12%	7%	2%	0%	3%	0%	0%	0%	0%	27%
Walking (Bush)	7%	0%	0%	20%	18%	10%	0%	5%	12%	7%	6%	6%	14%	0%	0%	0%	9%
Gym/Fitness	6%	0%	0%	20%	9%	10%	3%	7%	2%	5%	6%	4%	5%	8%	8%	0%	9%
Cinema	5%	0%	0%	0%	0%	0%	3%	2%	5%	5%	13%	4%	5%	8%	8%	0%	0%
Camping	4%	0%	13%	0%	9%	0%	3%	5%	7%	0%	8%	8%	0%	0%	0%	0%	9%
Dining out	4%	0%	13%	20%	9%	5%	3%	2%	5%	7%	2%	2%	5%	4%	0%	0%	0%
Garden club	4%	0%	0%	0%	0%	0%	0%	2%	2%	7%	4%	6%	0%	8%	8%	0%	9%
Volunteer	4%	0%	0%	0%	0%	0%	3%	0%	0%	2%	2%	13%	3%	13%	0%	17%	0%
Lawn Bowls	4%	0%	0%	0%	0%	0%	0%	0%	2%	2%	4%	2%	19%	4%	8%	17%	0%
Fishing	3%	0%	0%	0%	0%	5%	3%	2%	7%	5%	6%	4%	0%	0%	0%	0%	0%
Art galleries	3%	0%	0%	0%	9%	0%	3%	5%	2%	2%	2%	4%	3%	4%	0%	0%	0%
Shopping	2%	0%	25%	0%	0%	5%	0%	2%	2%	5%	0%	2%	3%	0%	0%	0%	0%
Visiting Park with kids	2%	0%	13%	0%	9%	5%	7%	9%	0%	0%	0%	2%	0%	0%	0%	0%	0%
Clubs	2%	0%	0%	0%	0%	0%	0%	5%	0%	0%	4%	2%	3%	0%	0%	33%	9%

Walking is also the most regularly participated in recreational activity for males. The list of the 20 activities that are most regularly participated in by males contains a number of differences to the overall top 20 activities.

- Motor bikes, soccer, pistol shooting, squash and canoeing are not on the overall list of activity most regularly participated in.
- AFL and cricket are participated in by a higher percentage of respondents on the male list compared with the overall respondents.

The breakdown of activities per age group shows a tendency for the older age categories (60+) to participate in more passive leisure activities as opposed to structured sporting activities.

Table 4a: Activities participated in most by males: by age group (numbers of participants)

Activities	TOTAL	10-14	15-19	20-24	25-29	30-34	35-39	40-44	45-49	50-54	55-59	60-64	65-69	70-74	75-79	80+	No age provided
Walking	86	0	1	0	2	3	3	7	8	7	16	11	13	5	4	1	5
Cycling (Road)	76	1	1	1	2	3	8	9	12	8	11	8	7	1	2	0	2
Swimming	55	0	1	0	2	4	7	11	9	5	3	2	6	1	0	0	4
Golf	53	0	0	0	0	1	2	6	5	8	8	9	5	2	3	0	4
Fishing	46	0	0	0	0	3	2	6	1	9	9	7	5	3	0	0	1
Tennis	37	0	1	0	1	2	1	9	9	4	3	2	2	1	0	0	2
Lawn Bowls	27	0	0	0	0	0	0	0	2	1	7	5	3	1	3	0	0
AFL	23	0	1	1	2	2	1	3	2	2	3	2	2	0	1	0	1
Walking (Bush)	23	0	0	0	0	0	0	1	2	4	6	4	4	0	1	1	0
Camping	18	0	0	0	0	1	1	4	2	3	4	1	1	1	0	0	0
Cricket	17	3	1	0	0	0	3	2	2	3	0	1	1	0	0	0	1
Motorbike riding	12	1	1	0	0	0	1	3	2	2	1	1	0	0	0	0	0
Travel Overseas	12	0	0	0	0	0	0	0	2	0	3	3	1	2	1	0	0
Cinema	11	0	0	0	0	0	0	1	2	1	1	2	0	3	0	1	0
Running	11	0	0	0	0	0	2	2	2	2	1	0	1	0	0	0	1
Soccer	9	3	0	0	0	0	0	1	2	0	2	1	0	0	0	0	0
Pistol Shooting	8	0	0	0	0	0	1	1	3	1	1	1	0	0	0	0	0
Garden club	7	0	0	0	0	0	0	3	0	1	0	1	1	0	1	0	0
Squash	7	2	1	0	0	0	0	1	2	0	1	0	0	0	0	0	0
Canoeing	6	1	0	0	0	0	0	2	2	0	0	1	0	0	0	0	0

Table 4b: Activities participated in most by males: by age group (percentage of participants)

Activities	TOTAL	10-14	15-19	20-24	25-29	30-34	35-39	40-44	45-49	50-54	55-59	60-64	65-69	70-74	75-79	80+	No age provided
Walking	25%	0%	25%	0%	40%	27%	16%	18%	23%	17%	35%	24%	36%	33%	24%	13%	38%
Cycling (Road)	22%	13%	25%	50%	40%	27%	42%	23%	34%	19%	24%	18%	19%	7%	12%	0%	15%
Swimming	16%	0%	25%	0%	40%	36%	37%	28%	26%	12%	7%	4%	17%	7%	0%	0%	31%
Golf	15%	0%	0%	0%	0%	9%	11%	15%	14%	19%	17%	20%	14%	13%	18%	0%	31%
Fishing	13%	0%	0%	0%	0%	27%	11%	15%	3%	21%	20%	16%	14%	20%	0%	0%	8%
Tennis	11%	0%	25%	0%	20%	18%	5%	23%	26%	10%	7%	4%	6%	7%	0%	0%	15%
Lawn Bowls	8%	0%	0%	0%	0%	0%	0%	0%	6%	2%	15%	11%	14%	20%	6%	38%	0%
AFL	7%	0%	25%	50%	40%	18%	5%	8%	6%	5%	7%	4%	6%	0%	6%	0%	8%
Walking (Bush)	7%	0%	0%	0%	0%	0%	0%	3%	6%	10%	13%	9%	11%	0%	6%	13%	0%
Camping	5%	0%	0%	0%	0%	9%	5%	10%	6%	7%	9%	2%	3%	7%	0%	0%	0%
Cricket	5%	38%	25%	0%	0%	0%	16%	5%	6%	7%	0%	2%	3%	0%	0%	0%	8%
Motorbike riding	3%	13%	25%	0%	0%	0%	5%	8%	6%	5%	2%	2%	0%	0%	0%	0%	0%
Travel Overseas	3%	0%	0%	0%	0%	0%	0%	0%	0%	5%	0%	7%	8%	7%	12%	13%	0%
Cinema	3%	0%	0%	0%	0%	0%	0%	3%	6%	2%	2%	4%	0%	20%	0%	13%	0%
Running	3%	0%	0%	0%	0%	0%	11%	5%	6%	5%	2%	0%	3%	0%	0%	0%	8%
Soccer	3%	38%	0%	0%	0%	0%	0%	3%	6%	0%	4%	2%	0%	0%	0%	0%	0%
Pistol Shooting	2%	0%	0%	0%	0%	0%	5%	3%	9%	2%	2%	2%	0%	0%	0%	0%	0%
Garden club	2%	0%	0%	0%	0%	0%	0%	8%	0%	2%	0%	2%	3%	0%	6%	0%	0%
Squash	2%	25%	25%	0%	0%	0%	0%	3%	6%	0%	2%	0%	0%	0%	0%	0%	0%
Canoeing	2%	13%	0%	0%	0%	0%	0%	5%	6%	0%	0%	2%	0%	0%	0%	0%	0%

The facilities within Indigo Shire that are most commonly used by both men and women are the lakes and riverside parks as well as the bicycle paths and walking trails.

The tables below show the facilities that are used most often by women and men.

Table 5a: Indigo Shire facilities used most often for recreation by females (percentage of responses)

Facilities	Never	Occasionally	Regularly	Not Answered	Mean
Lakes or riverside parks	10%	41%	38%	10%	2.31
Bicycle paths/ walking trails	17%	30%	41%	12%	2.27
Local neighbourhood parks	14%	44%	30%	13%	2.18
Regional parks/ gardens	11%	50%	23%	16%	2.14
Libraries	25%	31%	31%	13%	2.07
Neighbourhood houses/ community centres/ halls	22%	39%	22%	17%	2.00
Arts/ craft centres/ galleries	23%	42%	19%	16%	1.95
Swimming pools	32%	28%	25%	15%	1.92
Cinemas	29%	38%	15%	18%	1.83
Museums	28%	43%	11%	18%	1.79
Theatres/ music/ dance venues	31%	39%	13%	17%	1.78
Playgrounds	37%	26%	15%	22%	1.72
Outdoor sports playing fields	46%	17%	16%	22%	1.62
Social/ service clubs	54%	18%	10%	19%	1.46
Indoor sports facilities	54%	15%	9%	23%	1.42
Fitness centres/ gymnasiums	56%	13%	9%	23%	1.40
Golf club	64%	9%	7%	20%	1.29
Senior citizens centres	65%	9%	7%	19%	1.28
Netball court	64%	7%	7%	23%	1.27
Pony club/ horse trail/ facility	68%	2%	7%	22%	1.21
Skate/ BMX/ mountain bike facilities	65%	7%	4%	24%	1.20
Lawn bowling club	69%	6%	3%	22%	1.15
Racecourse/ raceway	67%	7%	2%	23%	1.14

Table 5b: Indigo Shire facilities used most often for recreation by males (percentage of responses)

Facilities	Never	Occasionally	Regularly	Not Answered	Mean
Lakes or riverside parks	13%	43%	33%	11%	2.22
Bicycle paths/ walking trails	23%	31%	34%	12%	2.13
Regional parks/ gardens	17%	47%	20%	16%	2.04
Local neighbourhood parks	20%	41%	22%	16%	2.02
Swimming pools	39%	28%	17%	16%	1.74
Neighbourhood houses/ community centres/ halls	34%	35%	12%	18%	1.73
Outdoor sports playing fields	43%	20%	19%	19%	1.71
Cinemas	35%	36%	11%	18%	1.71
Libraries	41%	28%	15%	17%	1.69
Museums	35%	38%	9%	18%	1.68
Arts/ craft centres/ galleries	36%	34%	9%	20%	1.66
Theatres/ music/ dance venues	38%	35%	7%	20%	1.61
Golf club	51%	18%	14%	17%	1.55
Playgrounds	46%	25%	8%	21%	1.52
Social/ service clubs	57%	16%	10%	17%	1.43
Indoor sports facilities	58%	14%	7%	21%	1.35
Lawn bowling club	68%	7%	8%	18%	1.28
Skate/ BMX/ mountain bike facilities	64%	8%	6%	21%	1.26
Fitness centres/ gymnasiums	65%	10%	5%	20%	1.25
Senior citizens centres	69%	7%	5%	19%	1.21
Racecourse/ raceway	68%	8%	2%	22%	1.15
Pony club/ horse trail/ facility	73%	3%	2%	22%	1.09
Netball court	74%	2%	2%	21%	1.08

Table 5c: The number of people using the Indigo Shire facilities (both occasionally and regularly)

Facilities	Facility usage (numbers)		
	Females	Males	Total
Lakes or riverside parks	330	262	592
Regional parks/ gardens	299	232	531
Local neighbourhood parks	303	219	522
Bicycle paths/ walking trails	294	225	519
Neighbourhood houses/ community centres/ halls	252	164	416
Arts/ craft centres/ galleries	252	151	403
Libraries	255	146	401
Museums	224	162	386
Cinemas	218	161	379
Swimming pools	219	155	374
Theatres/ music/ dance venues	213	145	358
Playgrounds	169	113	282
Outdoor sports playing fields	135	132	267
Social/ service clubs	114	91	205
Golf club	66	109	175
Indoor sports facilities	97	71	168
Fitness centres/ gymnasiums	88	52	140
Senior citizens centres	64	43	107
Skate/ BMX/ mountain bike facilities	43	49	92
Lawn bowling club	38	51	89
Racecourse/ raceway	38	35	73
Netball court	57	16	73
Pony club/ horse trail/ facility	39	16	55

Respondents were asked to indicate what activities they would most like to do away from home, but currently don't. There were 236 (125 female and 111 male) respondents who indicated that there were no activities that they would like to do away from home that they currently do not do (a further 129 respondents did not respond to the question).

The top 12 activities that respondents would most like to do away from home but currently don't, are displayed below.

Figure 1: Activities that respondents would like to do but currently don't 2

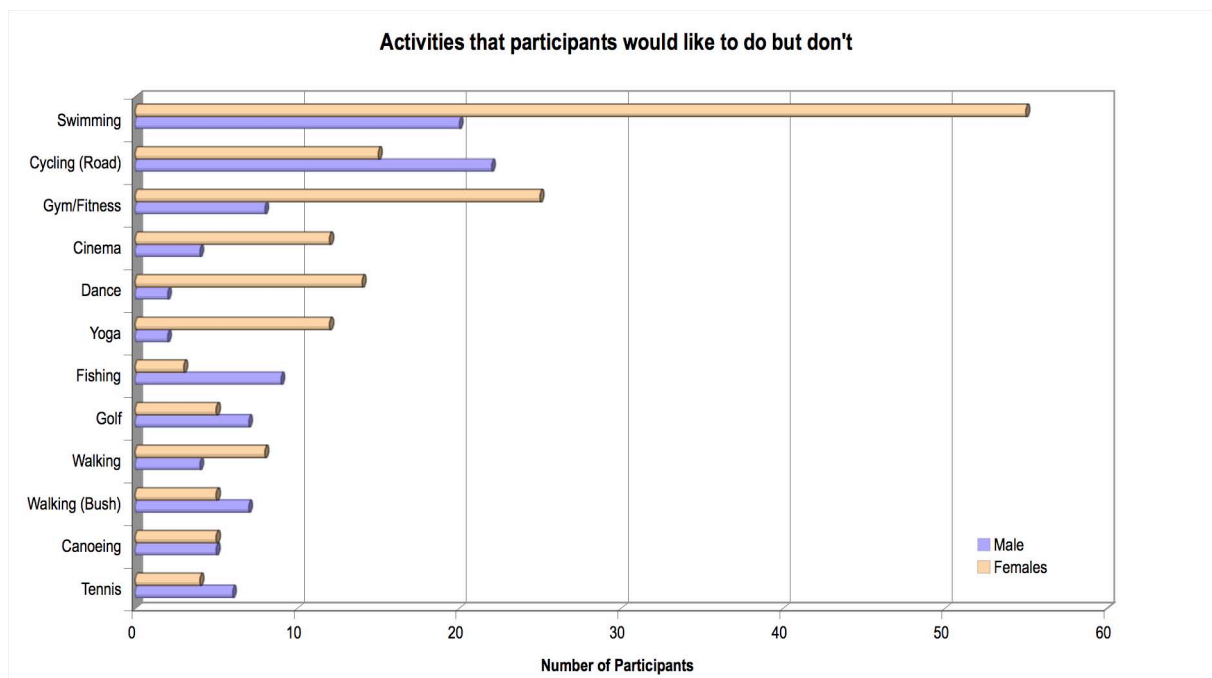


Table 6a: Activities respondents would like to do away from home but don't: by township (# of respondents)

Activities	TOTAL			BEECHWORTH			RUTHERGLEN			CHILTERN			YACKANDANDAH			WAHGUNYAH			BARNAWARTHA		
	Female	Male	Total	Female	Male	Total	Female	Male	Total	Female	Male	Total	Female	Male	Total	Female	Male	Total	Female	Male	Total
Swimming	55	20	75	22	7	29	9	3	12	2	1	3	5	2	7	6	3	9	4	2	6
Cycling (Road)	15	22	37	0	3	3	6	9	15	2	1	3	5	6	11	0	0	0	0	0	0
Gym/Fitness	25	8	33	2	0	2	5	2	7	3	0	3	10	3	13	1	1	2	0	0	0
Cinema	12	4	16	5	0	5	1	1	2	0	0	0	0	0	0	1	1	2	0	0	0
Dance	14	2	16	9	1	10	2	1	3	0	0	0	1	0	1	0	0	0	0	0	0
Yoga	12	2	14	5	1	6	0	0	0	3	1	4	0	0	0	0	0	0	1	0	1
Fishing	3	9	12	1	0	1	1	2	3	0	2	2	0	0	0	0	0	0	0	0	0
Golf	5	7	12	3	5	8	0	0	0	1	0	1	0	2	2	1	0	1	0	0	0
Walking	8	4	12	0	1	1	1	2	3	0	0	0	4	1	5	0	0	0	1	0	1
Walking (Bush)	5	7	12	2	2	4	0	0	0	0	1	1	1	0	1	0	0	0	0	0	0
None	111	125	236	37	35	72	13	19	32	6	8	14	17	16	33	8	10	18	6	6	12

Table 6b: Activities respondents would like to do away from home but don't: by township (% of respondents)

Activities	TOTAL			BEECHWORTH			RUTHERGLEN			CHILTERN			YACKANDANDAH			WAHGUNYAH			BARNAWARTHA		
	Female	Male	Total	Female	Male	Total	Female	Male	Total	Female	Male	Total	Female	Male	Total	Female	Male	Total	Female	Male	Total
Swimming	13%	6%	9%	16%	7%	12%	12%	5%	9%	7%	4%	6%	7%	4%	6%	26%	15%	21%	21%	10%	15%
Cycling (Road)	4%	6%	5%	0%	3%	1%	9%	16%	11%	8%	4%	6%	7%	12%	9%	0%	0%	0%	0%	0%	0%
Gym/Fitness	6%	2%	4%	2%	0%	1%	7%	3%	5%	12%	0%	6%	14%	6%	11%	5%	5%	5%	0%	0%	0%
Cinema	3%	1%	2%	4%	0%	2%	1%	2%	1%	0%	0%	0%	0%	0%	0%	5%	5%	5%	0%	0%	0%
Dance	3%	1%	2%	7%	1%	4%	3%	2%	2%	0%	0%	0%	1%	0%	1%	0%	0%	0%	0%	0%	0%
Yoga	3%	1%	2%	4%	1%	2%	0%	0%	0%	12%	4%	8%	0%	0%	0%	0%	0%	0%	6%	0%	3%
Fishing	1%	3%	2%	1%	0%	0%	1%	3%	2%	0%	8%	4%	0%	0%	0%	0%	0%	0%	0%	0%	0%
Golf	1%	2%	2%	2%	5%	3%	0%	0%	0%	4%	0%	2%	0%	4%	2%	5%	0%	2%	0%	0%	0%
Walking	2%	1%	2%	0%	1%	0%	1%	3%	2%	0%	0%	0%	6%	2%	4%	0%	0%	0%	6%	0%	3%
Walking (Bush)	1%	2%	2%	2%	2%	2%	0%	0%	0%	0%	4%	2%	1%	0%	1%	0%	0%	0%	0%	0%	0%
None	27%	36%	30%	28%	34%	30%	19%	33%	24%	24%	33%	26%	24%	33%	27%	36%	50%	42%	33%	30%	31%

Table 7a: Activities female respondents would like to do but don't: by age (# of respondents)

Activities	TOTAL	Oct-11	15-19	20-24	25-29	30-34	35-39	40-44	45-49	50-54	55-59	60-64	65-69	70-74	75-79	80+	No age provided
Swimming	55	0	0	1	1	3	6	10	9	6	6	6	2	4	0	0	1
Gym/Fitness	25	0	0	0	0	3	3	4	3	3	4	1	3	1	0	0	0
Cycling (Road)	15	0	0	0	0	0	1	5	2	2	4	0	1	0	0	0	0
Dance	14	1	0	0	1	1	3	2	1	2	0	1	1	0	1	0	0
Cinema	12	1	0	0	1	0	0	2	1	2	1	1	0	1	1	1	0
Yoga	12	0	0	1	0	2	3	1	1	1	2	1	0	0	0	0	0
Walking	8	0	0	0	0	0	1	1	0	1	2	1	1	1	0	0	0
Pilates	7	0	0	0	1	2	1	1	0	1	1	0	0	0	0	0	0
Art galleries	6	0	1	0	1	1	1	0	1	0	0	0	1	0	0	0	0
Netball	6	1	1	0	0	0	1	3	0	0	0	0	0	0	0	0	0
None	111	0	3	2	2	4	3	9	10	12	14	15	15	8	4	4	6

Table 7b: Activities female respondents would like to do but don't: by age (% of respondents)

Activities	TOTAL	15-Oct	15-19	20-24	25-29	30-34	35-39	40-44	45-49	50-54	55-59	60-64	65-69	70-74	75-79	80+	No age provided
Swimming	13%	0%	0%	17%	9%	12%	19%	20%	21%	10%	12%	11%	5%	15%	0%	0%	9%
Gym/Fitness	6%	0%	0%	0%	0%	14%	10%	9%	7%	5%	8%	2%	8%	4%	0%	0%	0%
Cycling (Road)	4%	0%	0%	0%	0%	0%	3%	11%	5%	4%	8%	0%	3%	0%	0%	0%	0%
Dance	3%	20%	0%	0%	9%	5%	10%	5%	2%	4%	0%	2%	3%	0%	8%	0%	0%
Cinema	3%	20%	0%	0%	9%	0%	5%	2%	4%	2%	2%	0%	4%	8%	17%	0%	0%
Yoga	3%	0%	0%	20%	0%	10%	10%	2%	2%	2%	4%	2%	0%	0%	0%	0%	0%
Walking	2%	0%	0%	0%	0%	0%	3%	2%	0%	2%	4%	2%	3%	4%	0%	0%	0%
Pilates	2%	0%	0%	0%	9%	10%	3%	2%	0%	2%	2%	0%	0%	0%	0%	0%	0%
Art galleries	1%	0%	13%	0%	9%	5%	3%	0%	2%	0%	0%	0%	3%	0%	0%	0%	0%
Netball	1%	20%	13%	0%	0%	0%	3%	7%	0%	0%	0%	0%	0%	0%	0%	0%	0%
None	27%	0%	38%	40%	18%	19%	10%	20%	24%	21%	29%	29%	41%	33%	31%	67%	55%

Table 8a: Activities male respondents would like to do but don't: by age (# of respondents)

Activity	TOTAL	10-14	15-19	20-24	25-29	30-34	35-39	40-44	45-49	50-54	55-59	60-64	65-69	70-74	75-79	80+	No age provided
Cycling (Road)	22	0	0	0	0	0	1	3	4	2	2	4	2	1	0	1	2
Swimming	20	0	0	0	0	2	1	4	4	1	1	4	2	1	0	0	0
Fishing	9	0	0	0	1	0	0	0	0	1	4	1	0	1	1	0	0
Gym/Fitness	8	1	0	0	0	1	3	1	0	0	2	0	0	0	0	0	0
Golf	7	0	0	0	0	0	0	2	0	2	2	1	0	0	0	0	0
Walking (Bush)	7	0	0	0	0	0	1	1	0	2	2	1	0	0	0	0	0
Tennis	6	0	0	0	0	0	1	0	1	1	1	0	1	1	0	0	0
Camping	5	0	0	0	1	0	0	1	0	0	1	0	0	2	0	0	0
Canoeing	5	1	0	0	0	0	0	0	1	1	0	0	2	0	0	0	0
None	125	2	1	2	2	4	6	13	9	14	13	18	17	6	8	5	5

Table 8b: Activities male respondents would like to do but don't: by age (% of respondents)

Activity	TOTAL	10-14	15-19	20-24	25-29	30-34	35-39	40-44	45-49	50-54	55-59	60-64	65-69	70-74	75-79	80+	No age provided
Cycling (Road)	6%	0%	0%	0%	0%	0%	5%	8%	11%	5%	4%	9%	6%	7%	0%	13%	15%
Swimming	6%	0%	0%	0%	0%	17%	5%	10%	11%	2%	2%	9%	6%	7%	0%	0%	0%
Fishing	3%	0%	0%	0%	20%	0%	0%	0%	0%	2%	9%	2%	0%	7%	6%	0%	0%
Gym/Fitness	2%	13%	0%	0%	0%	9%	16%	3%	0%	0%	4%	0%	0%	0%	0%	0%	0%
Golf	2%	0%	0%	0%	0%	0%	0%	5%	0%	5%	4%	2%	0%	0%	0%	0%	0%
Walking (Bush)	2%	0%	0%	0%	0%	0%	5%	3%	0%	5%	4%	2%	0%	0%	0%	0%	0%
Tennis	2%	0%	0%	0%	0%	0%	5%	0%	3%	2%	2%	0%	3%	7%	0%	0%	0%
Camping	1%	0%	0%	0%	20%	0%	0%	3%	0%	0%	2%	0%	0%	13%	0%	0%	0%
Canoeing	1%	13%	0%	0%	0%	0%	0%	0%	3%	2%	0%	0%	6%	0%	0%	0%	0%
None	36%	25%	25%	100%	40%	36%	32%	33%	26%	33%	28%	40%	47%	40%	47%	63%	38%

² Note: Swimming responses included 35% of female and 25% of males who indicated they would like to do indoor swimming

Respondents were asked to identify what types of encouragement would enable them to do the activities that they would like to do but don't. The figure below shows the types of encouragement that would enable the respondent to do these activities as a percentage of respondents that indicated that some encouragement would enable them to do the activity. Respondents were able to indicate more than one response.

Figure 2: Things that would enable respondents to do the activities that they currently would like to do but don't

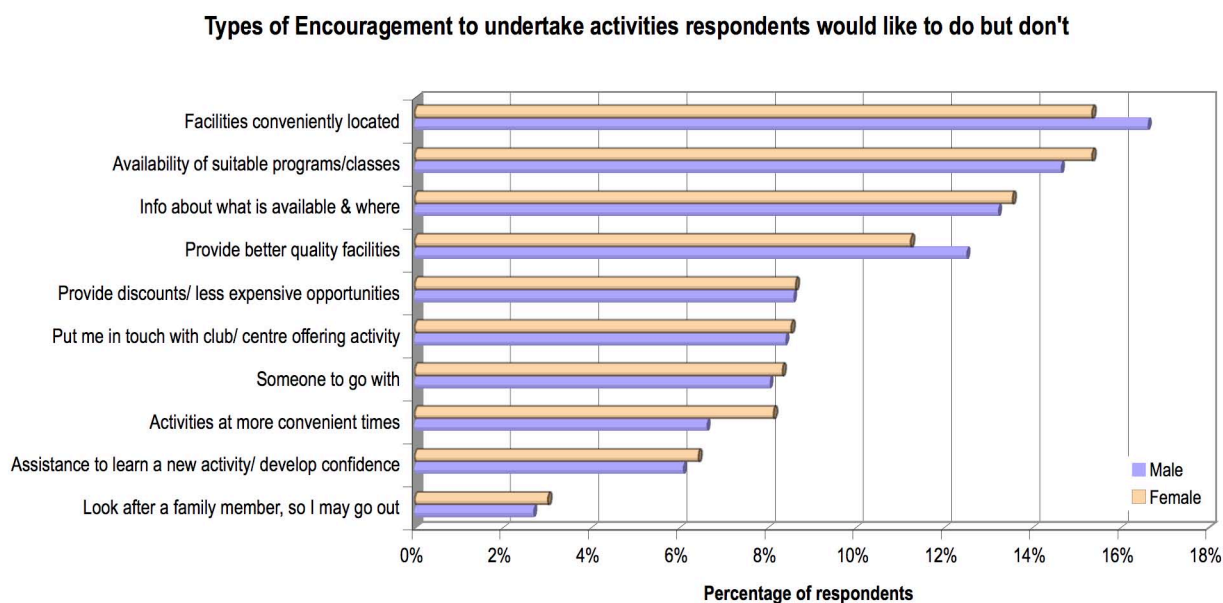


Table 9a: Types of encouragement to undertake activities female respondents would like to do but don't for top four activities

<p>Swimming</p> <ul style="list-style-type: none"> Facilities conveniently located (38) Provide better quality facilities (31) Availability of suitable programs/classes (22) Information on what is available and where (15) Schedule activities at more convenient times (14) 	<p>Gym/Fitness</p> <ul style="list-style-type: none"> Availability of suitable programs/classes (19) Facilities conveniently located (18) Information about what is available & where (11) Schedule activities at more convenient times (11) Provide discounts/ less expensive opportunities (9)
<p>Cycling (Road)</p> <ul style="list-style-type: none"> Provide better quality facilities (13) Facilities conveniently located (6) Information about what is available & where (4) Cycling tracks/ paths trails (2) 	<p>Dance</p> <ul style="list-style-type: none"> Availability of suitable programs/classes (12) Information about what is available and where (11) Facilities conveniently located (10) Put me in touch with a club/ centre offering activity (9)

Table 9b: Types of encouragement to undertake activities male respondents would like to do but don't for top four activities

<p>Cycling (Road)</p> <ul style="list-style-type: none"> Facilities conveniently located (13) Provide better quality facilities (9) Availability of suitable programs/classes (4) Information about what is available and where (4) 	<p>Swimming (combined)</p> <ul style="list-style-type: none"> Facilities conveniently located (12) Provide better quality facilities (10) Information about what is available and where (6) Availability of suitable programs/classes (8)
<p>Fishing</p> <ul style="list-style-type: none"> Information about what is available and where (5) Put me in touch with others with this interest (3) Put me in touch with a club/ centre offering activity (2) Provide better quality facilities (2) 	<p>Gym/Fitness</p> <ul style="list-style-type: none"> Facilities conveniently located (8) Availability of suitable programs/classes (5) Put me in touch with a club/ centre offering activity (3) Provide discounts/ less expensive opportunities (3)

Table 10a & 10b: Other things that would encourage or enable respondents to do the activities they would like to do but currently don't

Other female responses	Other male responses
Heated/wave/lap pool Cycling tracks/ paths/ trails More variety More time/ less work commitment Childcare at site Affordable facilities Raised standards for the disabled A boat house Local competition	Local/ safe tracks Heated/wave/lap pool More time/ less work commitment Cycling tracks/ paths/ trails Suitable gear More variety All weather path Music festival Experienced instructors Wider/ safer roads Better access

Respondents were asked to consider how, with limited resources and community funds available, they best provide, improve and manage sporting fields in the future. Two initial responses were given with respondents then asked to provide other options to be considered. Responses are shown in figure 3 below with tables 11a and 11b outlining the additional responses given by males and females.

Figure 3: Ways in which outdoor sporting fields could be best provided, improved and managed in the future

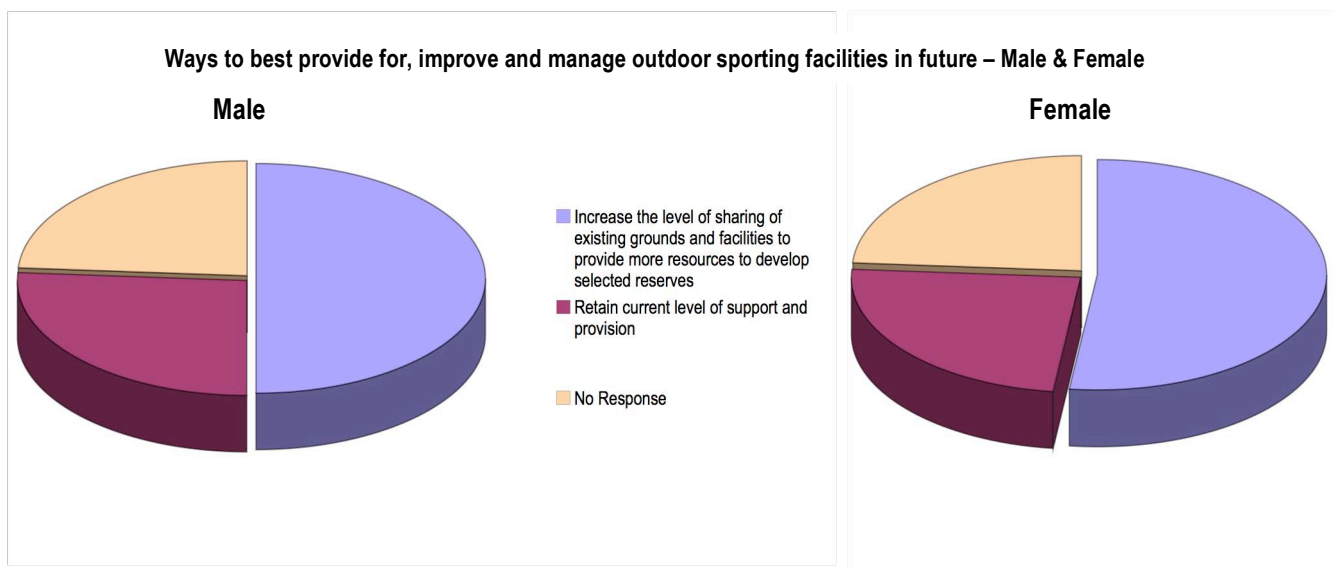


Table 11a and 11b: Additional ways in which outdoor sporting facilities could be best provided, improved and managed in the future.

Other female responses
Improve pools/heated pools
Increase levels of support
Keep separate do not combine facilities
Finish sports centre at Yack
Additional grants
Use water from local creek
Improve/ maintain existing facilities
Turf wicket (cricket)
Get committees involved
One sports club
No politics
Limit travel costs
A badminton court
Better sporting facilities indoors
Canoe hire
Be actively managed

Other male responses
Improve level of support
Improve/maintain existing facilities
Additional grants
Better sporting facilities indoor
Finish sports centre at Yack
Use Water from local creek
Suitable population growth for increase in rate base
Keep separate/don't combine facilities
Safe cycling path/ caution signs
Turf wicket (cricket)
One sporting club
More ads
Develop golf complex
Recycle grey water
Fund raising
Better playgrounds

Section 2 – Performance of recreation facilities and services

The following tables indicate how important the respondents see the recreation related facilities and services in the Indigo Shire followed by how well these services are performed or provided for by the Indigo Shire Council. A Gap analysis is also shown in Table 10c.

The gap analysis indicates the difference between the importance and provision of recreational related facilities and services in the Indigo Shire. The three most important recreational related facilities and services were;

- Support for local community groups and clubs
- Swimming pools
- Community support for outdoor sporting facilities

The three services that were perceived as having the poorest provision by the Indigo Shire Council were:

- Provision of indoor sporting facilities
- Programs or activities for people with disabilities
- Programs or activities for children or youth

The largest gap between the importance of facilities and the perception of service provided was seen in the following three items.

- Provision of indoor sporting facilities
- Support for local community groups and clubs
- Information about what is available and where

Table 12a: Importance of the recreational facilities and services

Services and facilities	Not at all important	Not very important	Important	Very Important	Mean
Support for local community groups and clubs	4%	3%	8%	12%	3.47
Swimming pools	8%	5%	7%	11%	3.37
Community support for outdoor sporting facilities	4%	6%	9%	10%	3.37
Local festivals and community events	2%	2%	4%	5%	3.37
Information about what is available and where	6%	4%	10%	9%	3.32
Local parks for cycling, walking and play	8%	7%	8%	10%	3.28
Programs or activities for children and youth	12%	5%	7%	10%	3.23
Provision of indoor sporting facilities	7%	12%	9%	8%	3.13
Classes to learn activities or hobbies	9%	14%	10%	6%	2.99
Programs or activities for older adults	13%	13%	9%	7%	2.97
Programs or activities for people with disabilities	16%	12%	9%	6%	2.84
Organised outdoor activities	13%	16%	9%	5%	2.78
TOTAL	8%	10%	32%	41%	3.17

Table 12b: Perception of services provision by the Indigo Shire Council

Services and facilities	Poor	Average	Good	Very Good	Mean
Local festivals and community events	2%	3%	8%	14%	2.81
Local parks for cycling, walking and play	6%	7%	15%	18%	2.61
Swimming pools	8%	8%	13%	17%	2.48
Classes to learn activities or hobbies	6%	8%	11%	13%	2.47
Programs or activities for older adults	5%	7%	9%	10%	2.43
Community support for outdoor sporting facilities	8%	8%	10%	7%	2.24
Support for local community groups and clubs	9%	10%	8%	5%	2.12
Information about what is available and where	11%	11%	8%	6%	2.08
Organised outdoor activities	8%	9%	6%	3%	2.03
Programs or activities for children and youth	9%	9%	6%	3%	2.02
Programs or activities for people with disabilities	9%	8%	3%	2%	1.84
Provision of indoor sporting facilities	20%	12%	3%	2%	1.66
TOTAL	17%	23%	20%	6%	2.22

Table 12c: Gap difference between the importance and perceived provision of services in the Indigo Shire Council

Services and facilities	Importance (Mean)	Provision (Mean)	Gap Difference Between Means
Provision of indoor sporting facilities	3.13	1.66	1.48
Support for local community groups and clubs	3.47	2.12	1.36
Information about what is available and where	3.32	2.08	1.24
Programs or activities for children and youth	3.23	2.02	1.21
Community support for outdoor sporting facilities	3.37	2.24	1.12
Programs or activities for people with disabilities	2.84	1.84	1.01
Swimming pools	3.37	2.48	0.90
Organised outdoor activities	2.78	2.03	0.75
Local parks for cycling, walking and play	3.28	2.61	0.68
Local festivals and community events	3.37	2.81	0.56
Programs or activities for older adults	2.97	2.43	0.53
Classes to learn activities or hobbies	2.99	2.47	0.52
TOTAL	3.17	2.22	0.95

Respondents were to respond to what (if any) recreation services or facilities they see as being priority if funds became available. The top 10 responses for females and males are tabled below³.

Table 13a & 13b: Recreational services and facilities that respondents see as priority should funds become available

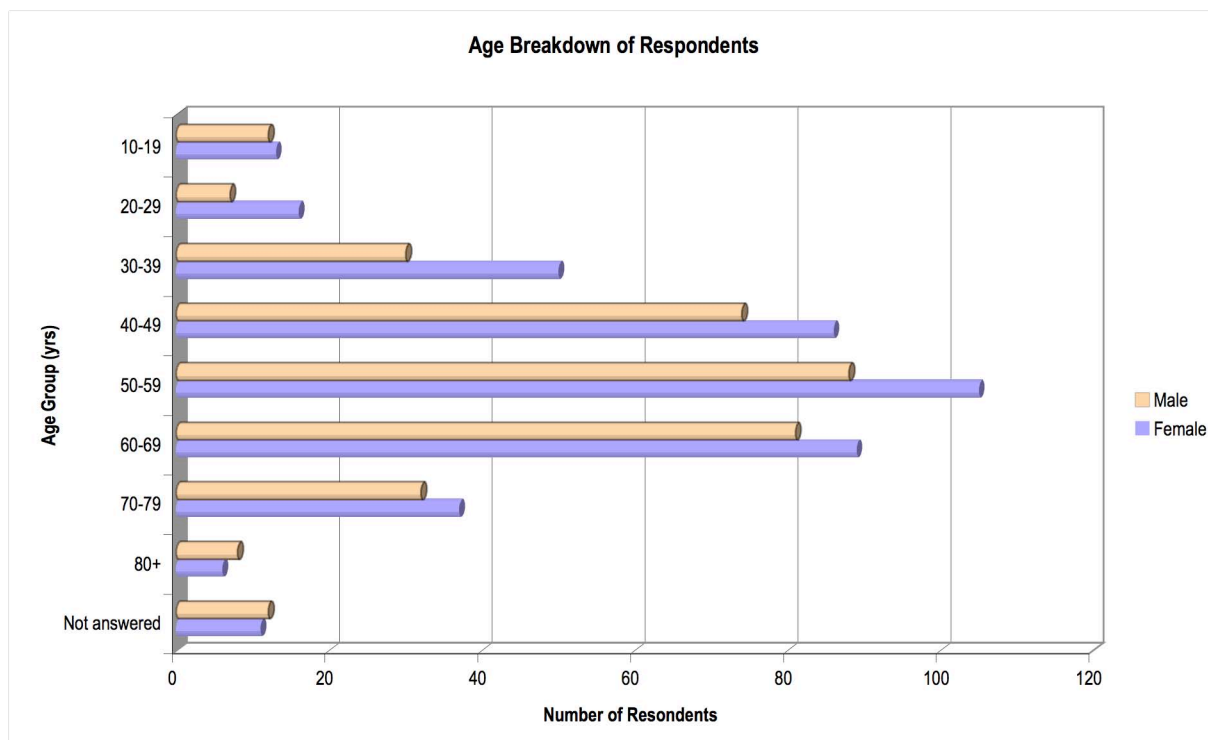
Female	Male
Swimming pool	Swimming pool
Walking/ cycle tracks	Walking / cycle tracks
Indoor sports complex	Indoor sporting complex
Youth activities	Recreational reserve
Fitness gym	Golf
Recreational reserve	Youth activities
Tennis	Upgrade existing facilities
Improve existing facilities	Fitness / gym
Skate/ BMX park	Club rooms
Golf	Tennis

³ Other recreational facilities that males would consider priority should funds become available include playgrounds, finishing the Yackandandah sports complex and improving disable access and activities.

Section 3 – General information about respondents

The following information details the demographic information of the respondents.

Figure 4: Number of respondents by age cohort



Indigo Shire population in 2004 was estimated to be 15,091 residents with an estimated growth rate of 0.4%. The following tables show the population breakdown by age cohort of the Shire along with the sample population of the survey.

Tables 14a & 14b: Population breakdown of Indigo Shire and the sample population of the survey

Age Group	Indigo Shire Population		Age Group	Sample Population	
	Female %	Male %		Female %	Male %
0-4	4.69%	4.89%	0-4	0.00%	0.00%
5-9	7.29%	8.87%	5-9	0.00%	0.00%
10-14	7.16%	7.22%	10-14	1.21%	2.32%
15-19	6.66%	4.21%	15-19	1.94%	1.16%
20-24	4.00%	4.50%	20-24	1.21%	0.58%
25-29	3.88%	5.13%	25-29	2.66%	1.45%
30-34	5.22%	6.55%	30-34	5.08%	3.19%
35-39	7.33%	8.25%	35-39	7.02%	5.51%
40-44	7.63%	7.79%	40-44	10.65%	11.30%
45-49	8.52%	6.13%	45-49	10.17%	10.14%
50-54	7.71%	7.87%	50-54	13.80%	12.17%
55-59	7.63%	7.52%	55-59	11.62%	13.33%
60-64	5.17%	6.29%	60-64	12.59%	13.04%
65-69	4.52%	4.54%	65-69	8.96%	10.43%
70-74	3.82%	3.63%	70-74	5.81%	4.35%
75-79	3.27%	3.03%	75-79	3.15%	4.93%
80-84	2.72%	2.08%	80+	1.45%	2.32%
85+	2.76%	1.52%	Not answered	2.66%	3.77%
Total	100.00%	100.00%	Total	100.00%	100.00%

The survey population has shown a heavy bias towards the 40 to 70 year old age group in both men and women. The 10-year to 30-year age group in women and 10 to 40 year age group in men have been under represented compared to the Shires population.

Given the bias towards an older population there is a skew towards slightly less physical sport activity and more leisure based pursuits such as golf, lawn bowls and walking.

Table 15a: Age cohort of respondents by township (Number of respondents)

Age Group	TOTAL			BEECHWORTH			RUTHERGLEN			CHILTERN			YACKANDANDAH			WAHGUNYAH			BARNAWARTHA		
	Female	Male	Total	Female	Male	Total	Female	Male	Total	Female	Male	Total	Female	Male	Total	Female	Male	Total	Female	Male	Total
10-14	5	8	13	2	3	5	1	0	1	0	0	0	1	2	3	0	1	1	0	0	0
15-19	8	4	12	3	0	3	1	2	3	1	0	1	2	1	3	0	0	0	1	0	1
20-24	5	2	7	1	1	2	1	0	1	1	0	1	0	0	0	0	0	0	0	0	0
25-29	11	5	16	3	2	5	2	1	3	0	0	0	2	0	2	1	0	1	0	0	0
30-34	21	11	32	5	4	9	4	1	5	2	0	2	4	1	5	1	1	2	2	1	3
35-39	29	19	48	9	8	17	1	2	3	0	1	1	8	5	13	3	1	4	2	0	2
40-44	44	39	83	13	11	24	7	3	10	4	6	10	7	5	12	2	2	4	4	4	8
45-49	42	35	77	16	12	28	7	7	14	2	0	2	8	6	14	3	2	5	1	4	5
50-54	57	42	99	21	13	34	7	10	17	4	2	6	7	6	13	0	1	1	3	2	5
55-59	48	46	94	12	14	26	12	4	16	0	3	3	11	7	18	3	2	5	2	2	4
60-64	52	45	97	18	11	29	9	11	20	4	5	9	7	3	10	5	4	9	1	2	3
65-69	37	36	73	13	11	24	4	5	9	5	2	7	7	6	13	1	3	4	0	1	1
70-74	24	15	39	6	3	9	6	4	10	1	3	4	5	2	7	1	0	1	0	0	0
75-79	13	17	30	4	2	6	6	6	12	0	1	1	0	2	2	0	1	1	1	1	2
80+	6	8	14	3	1	4	0	2	2	1	1	2	0	0	0	1	2	3	0	0	0
Not answered	11	13	24	3	6	9	2	0	2	0	0	0	3	3	6	1	0	1	1	3	4
TOTAL	413	345	758	132	102	234	70	58	128	25	24	49	72	49	121	22	20	42	18	20	38

Table 15b: Age cohort of respondents by township (Percentage of respondents)

Age Group	TOTAL			BEECHWORTH			RUTHERGLEN			CHILTERN			YACKANDANDAH			WAHGUNYAH			BARNAWARTHA		
	Female	Male	Total	Female	Male	Total	Female	Male	Total	Female	Male	Total	Female	Male	Total	Female	Male	Total	Female	Male	Total
10-14	1%	2%	2%	2%	3%	2%	1%	0%	1%	0%	0%	0%	1%	4%	2%	0%	5%	2%	0%	0%	0%
15-19	2%	1%	2%	2%	0%	1%	1%	3%	2%	4%	0%	2%	3%	2%	2%	0%	0%	0%	6%	0%	3%
20-24	1%	1%	1%	1%	1%	1%	1%	0%	1%	4%	0%	2%	0%	0%	0%	0%	0%	0%	0%	0%	0%
25-29	3%	1%	2%	2%	2%	2%	3%	2%	2%	0%	0%	0%	3%	0%	2%	5%	0%	2%	0%	0%	0%
30-34	5%	3%	4%	4%	4%	4%	6%	2%	4%	8%	0%	4%	6%	2%	4%	5%	5%	5%	11%	5%	8%
35-39	7%	6%	6%	7%	8%	7%	1%	3%	2%	0%	4%	2%	11%	10%	11%	14%	5%	10%	11%	0%	5%
40-44	11%	11%	11%	10%	11%	10%	10%	5%	8%	16%	25%	20%	10%	10%	10%	9%	10%	10%	22%	20%	21%
45-49	10%	10%	10%	12%	12%	12%	10%	12%	11%	8%	0%	4%	11%	12%	12%	14%	10%	12%	6%	20%	13%
50-54	14%	12%	13%	16%	13%	15%	10%	17%	13%	16%	8%	12%	10%	12%	11%	0%	5%	2%	17%	10%	13%
55-59	12%	13%	12%	9%	14%	11%	17%	7%	13%	0%	13%	6%	15%	14%	15%	14%	10%	12%	11%	10%	11%
60-64	13%	13%	13%	14%	11%	12%	13%	19%	16%	16%	21%	18%	10%	6%	8%	23%	20%	21%	6%	10%	8%
65-69	9%	10%	10%	10%	11%	10%	6%	9%	7%	20%	8%	14%	10%	12%	11%	5%	15%	10%	0%	5%	3%
70-74	6%	4%	5%	5%	3%	4%	9%	7%	8%	4%	13%	8%	7%	4%	6%	5%	0%	2%	0%	0%	0%
75-79	3%	5%	4%	3%	2%	3%	9%	10%	9%	0%	4%	2%	0%	4%	2%	0%	5%	2%	6%	5%	5%
80+	1%	2%	2%	2%	1%	2%	0%	3%	2%	4%	4%	4%	0%	0%	0%	5%	10%	7%	0%	0%	0%
Not answered	3%	4%	3%	2%	6%	4%	3%	0%	2%	0%	0%	0%	4%	6%	5%	5%	0%	2%	6%	15%	11%
TOTAL	100%	100%	100%	100%	100%	100%	100%	100%	100%	100%	100%	100%	100%	100%	100%	100%	100%	100%	100%	100%	100%

HOUSEHOLD SURVEY – ADDITIONAL COMMENTS

December 2006

The following is a summary of responses received from survey respondents for survey questions 5 and 8.

Question 5: What single thing could the Indigo Shire do to make your recreation more fulfilling?

RUTHERGLEN

Sports facilities

- Assist in maintaining bowling green
- Provide funding for a synthetic bowling green
- Provide grass greens on golf course
- Upgrade golf clubhouse and car park
- Fund golf course at Rutherglen
- Assist with maintenance of sporting facilities - mowing
- Upgrade playing fields
- Resurface the hockey field
- Support grant for lights at tennis club
- Support for committees of management
- More assistance for grants for sporting clubs, encourage younger people to play sport
- Provide more up to date facilities
- Cater for more programs – yoga etc
- Better facilities at river reserve
- Provide more services - better parks
- Fitness centre.

Swimming pool

- Local gym and heated pool
- Lengthen season and put in solar heating for the pool
- Solar heating for pool
- Upgrade Rutherglen pool facilities, provide hot showers
- Open pools for longer hours
- Indoor swimming pool.

Walking/Riding Tracks

- Better rail trails
- Provide some trails
- Commence Murray connection rail trail
- Proceed with rail trail (cycle)
- More jogging tracks
- Proper walking track around Lake Moodemere
- Make shade trees on walking tracks and footpaths
- Improve pedestrian access of Ready St, safer cycling tracks
- Improve footpaths.

Council Support

- More access time to library
- Provide transport to/from complex
- Provide a database of 'buddies' to assist intellectually disabled people to access recreational activities especially fishing
- Youth games centre
- Provide cheaper recreation opportunities.

YACKANDANDAH

Sports facilities

- Complete/ finish Sports Park
- Complete Yackandandah indoor sporting complex
- Indoor sporting facilities
- Upgrade clubhouse at Yackandandah Golf Course
- Grass greens on golf course
- Build a gym in Yackandandah
- Fund Beechworth and District Hockey Club.

Walking/ Riding Trails

- **General provision**
- Safe trails for walking and cycling
- Improve walking track directions and facilities with them-toilets/bins etc
- Walking tracks need to be improved/maintained-better signage
- Seal footpaths
- Tidy footpaths to make walking more pleasant
- Improve walk ways
- Flat walking tracks
- Provide walking tracks access to creeks, rivers, etc locally
- More cycle paths and better road edges for cycling
- More bike tracks or lanes on busy roads
- Provide bicycle tracks
- Build a motocross track

- **Specific routes**
- Rail Trail from Beechworth to Yackandandah to Tallangatta.
- Walking trails - Rowdy Flat to Yackandandah
- Build walking/ cycling path from Yackandandah Gorge to Osbournes Flat
- Build bike path in and around Yackandandah
- Rail trail, walking track in Yackandandah
- Upgrade Gorge walk to other tracks
- Cycling paths connecting all Indigo towns
- Rail Trail from Beechworth to Yackandandah to Tallangatta.
- Link Alpine and Murray rail trails together to go through Yackandandah

Council Services

- Ensure ongoing financial resources and maintenance of facilities
- Maintain services
- Clean up along creek/tracks
- Dog poo bins in off-leash areas
- Better communication and advertising.

Swimming Pool

- Solar heating for pool
- Heated pool with winter hours
- Pool open all day
- Enclosed swimming facility for all year

CHILTERN

Council Services

- Lower rates to have money to do recreational improvements
- Advise rate payers what is available in a better way
- Make recreation more practical: short courses in weeding, improve understanding of local environment
- More finance
- More variety of activities
- Community involvement
- Recreation Officer linked into schools, more advertising
- Transport to and from activities.

Sports Facilities

- Develop and improve existing grounds
- Provide a gym in a suitable location
- Indoor swimming pool
- Improve bowling club kitchen.

Walking/Riding Trails

- Extend bike paths coverage to link local towns and centres
- Designated off leash dog paths/areas.

BARNAWARTHA**Sporting Facilities**

- Assist pistol club to gain members by providing web page with information and contact details
- Turf wicket for cricket club
- Recreation facility – swimming and gym
- Irrigated golf course
- Help mow golf course
- Improve facilities
- Increase swings in parks
- More sports available - like soccer, basketball, baseball
- Recycled watering system for sporting fields at Barnawartha
- Upgrade Chiltern Racecourse Reserve
- BMX dirt track and skate ramps.

Council Support

- More recreation activities
- Allow horse riding in national parks
- Support the various clubs and groups
- Ensure disability access is up to standard, understand needs
- Lack of disability access at pool
- More bike tracks - Chiltern to Barnawartha.

BEECHWORTH**Walking/ Riding Trails**

- **General provision**
- Seal roads to minimise dust and better walking surface
- Maintain walking and fire tracks in better condition
- Mountain bike tracks
- Provide safer, dedicated horse riding trails
- Ban trail bikes

Specific routes

- Complete rail trail to Bowser
- Seal shoulders on Wodonga and Wangaratta Roads
- Grade roads into campsites and riverside reserves
- Bike lanes on all main roads in town
- Complete walking track at Lake Sambell.

Council Support

- Deliver promised funds for local events
- Use allocated funding
- More funding
- Tidy up Lake Sambell Reserve
- More advertising and better communication
- Listen to community comments, concerns and requests
- Maintenance
- Keep parks and recreational areas clean and tidy
- Continued maintenance and upgrade
- Maintain facilities in a clean safe state
- Decent New Years Eve festival
- Help clubs with grant applications
- More recreational activities to do
- More sports facilities/activities for kids
- Encourage community involvement in sport and physical activities
- Yoga classes outside 9-5
- More dance classes.

Sporting Facilities

- Water fairways at golf club
- Use funding for lawn courts and cinema
- More participation/interest in all sports/recreation
- Improve sporting facilities
- Facilities need to be more up-market
- Toilets for Sandy Beach at Lake Sambell, put in more seats and diving board
- Soccer club
- All-weather tennis courts
- More playgrounds

- Boat club at lake
- Increase level of sharing of existing grounds - help then develop grounds
- Badminton courts
- Better exercise facilities

Swimming Pool

- Better swimming pool
- Bigger swimming pool
- Indoor heated pool
- Swimming pool complex
- Improve Beechworth swimming pool - fix solar heating, clean more regularly
- Fix solar heating at pool
- Open swimming pool regularly.

ALLANS FLAT

- Assist in completing the Yackandandah Sports Park
- Increased options for recreation
- Maintain current funding
- Improve Allans Flat Recreation and swimming area
- More bike paths.

BRIMIN

- Support more music/concerts

CORNISHTOWN

- Synthetic bowling green in Rutherglen

EVERTON UPPER

- Expand/develop multi-use cycling and walking trails
- Information posted out to what's (contacts) available.

HUON

- Continue doing what they are doing.

INDIGO VALLEY

- Bike track through the Indigo Valley beside Indigo Creek Road
- Bike track at Beechworth to Yackandandah
- Sign posts and story boards
- Upgrade entire local complex
- Improve bike tracks across the shire
- Maps, walking and riding trails
- Provide new facilities.

KERGUNYAH

- More funding to recreation reserves
- Upgrade and seal bike trails
- Assist in providing means to grants
- Build gym at Tangambalanga.

KIEWA

- More bike paths
- Better communication
- Advertise activities
- Respond to important requests
- Reserve at Kiewa by the river
- Provide safe horse riding trails so don't have to use roads.

OSBOURNES FLAT

- Initiate an Indigo Cup between Beechworth and Yackandandah pistol clubs
- Provide bicycle tracks
- More walking tracks
- Bike track around Yackandandah
- Bike trail to Wodonga
- Support heritage
- Factor in walking tracks in subdivision.

STAGHORN FLAT

- More bike tracks like Ovens Valley, along roads
- More funding to keep museum open longer
- Provide more bike tracks.

STANLEY

- Indoor swimming pool
- Bike trail from Stanley to Beechworth
- Walking/ cycling tracks from Beechworth to Stanley
- Fix heating at swimming pool
- Clean up Fletchers Dam
- Safe bike lanes marked on sealed roads
- More areas to camp
- Provide badminton court
- Heat Beechworth swimming pool
- Satisfied with the present
- Start regular Farmers Market in Beechworth
- More information about what activities are available
- Provide movie cinema

TANGAMBALANGA

- Better communication about activities and groups
- Skate bowl in Tangambalanga and BMX track
- Better communication
- Develop Riverside Park, Kiewa River/ walking tracks
- BMX and Mountain bike tracks
- Keep funding at smaller towns facilities
- Provide safe level walking trail safe from traffic, dust, isolation. 4-10 km long
- BMX and mountain bike tracks
- Provide more variety-currently lots of sport but not much culture.

WAHGUNYAH

- Provide cinema in Corowa
- Concrete boat ramp
- Recreation clubs and bingo
- Spend more money

- Keep up with funding
- Support development of walking/cycling tracks around Wahgunyah
- Create website with list of current sport/community activities
- Provide all year round pool and gym in Corowa
- Indoor pool Rutherglen
- Information in newspapers, booklet with rate notice up dating information.

WOOLSHED CREEK

- More seating, shade, toilets and BBQ's.

WOORAGEE

- Upgrade Allan's Flat waterhole picnic area. Advertise activities on radio, outdoor concerts, community picnic at sports park, picnic races.
- More roof, table and benches near lake, build good track around Lake Sambell with seating. Make facilities user friendly.
- Provide a more varied program of recreational activities.
- Increase local bush access to public by making public roads - not locked by private land owners
- Indoor swimming pool.

NO TOWNSHIP SPECIFIED

- Rubbish removal from sports grounds, equal opportunity for all clubs to get assistance
- Legal and funded mountain bike park - like Beechworth
- Bike tacks, reciprocal swimming pool rights
- Tutoring for new members of sporting groups
- Transport to events
- Walking tracks.

Question8: Should funds become available, what (if any) recreation services/facilities should be a priority?

Sport

- Turf-wicket cricket
- Changerooms for sporting clubs
- Sporting clubs and organisations
- Sporting complexes
- Golf course
- Improve sports park facilities
- Basketball courts
- Soccer field
- Squash courts
- Netball courts
- Hockey pitches
- Lights for tennis / netball courts
- Non-grass bowling greens
- Open sports centre in old jail
- Develop badminton court
- Improve recreation reserve
- Adult riding club
- BMX dirt tracks
- Skate bowl
- Tennis courts that can be used year-round
- Water for upkeep of facilities

Off-road paths

- Finish rail trail
- Cycle paths
- Regional walking/riding tracks
- Walking tracks
- Seal roads and footpaths
- Bike trails to wineries
- Horse riding trails

Parks

- Off-leash dog areas
- Upgrade boating and river facilities
- Better parks and playgrounds
- Finish Chinese gardens
- Boat shed

Swimming

- Hydrotherapy pool
- Indoor pool
- Heat swimming pool

Programs

- After-school care programs
- Bingo
- Gym
- More programs for the elderly
- School holiday activities
- Adult physical classes at reasonable times
- Local festivals

Indoor facilities

- Improve theatre facilities
- New recreation/community centre
- Better kitchen facilities in community halls
- Multi function community hall

Accessible facilities

- More disabled toilets
- More wheelchair access to community areas
- Recreation for people with a disability
- Accessible facilities

Information

- Notice board so people know what's happening in the community
- Better advertising of community services

Other support services and facilities

- Upgrade all facilities
- Anything to encourage the youth
- Centralise facilities
- Community bus
- More toilets in community areas
- Better parking and signage in community areas

SCHOOL INTERVIEWS

December 2006

In total, 13 schools (11 primary schools and 2 high schools) were interviewed as part of the consultation process. Schools interviewed included representatives from:

- Barnawatha Primary School
- Chiltern Primary School
- Middle Indigo Primary School
- Beechworth Primary School
- Wahgunyah Primary School
- Wooragee Primary School
- Upper Sandy Creek Primary
- Rutherglen High School
- Stanley Primary School
- Osbournes Flat Primary School
- Beechworth Secondary College
- Yackandandah Primary School
- St Joseph's Catholic Primary School

The following questions were asked of the sport and recreation groups:

- Can you describe to me the sporting facilities that you have at your school?
- Do you use sports facilities outside of the school for training, competitions, PE classes etc?
- Do you have a relationship with any community groups, in them using your facilities or vice versa?
- Do you have any plans to upgrade your grounds or add any new sporting facilities?
- Have you noticed an increase in demand for certain sports/activities? Are they well catered for?
- What do you think are the key sporting issues throughout the municipality?
- What do you think the Shire could do to rectify these issues?

Following is a summary of responses received schools.

School	Describe your facilities	Use of other facilities	Relationships with community groups	Upgrade plans	Increase in demand for sports	Key issues	How the Shire can rectify these
Beechworth Primary School	An outdoor basketball/netball court and a small oval	Use the local recreation reserve and Wodonga Leisure Centre swimming pool	Others are free to use our facilities, but they are not fantastic. Groups of children use the court as long as there is no property damage	No, given the small number of children enrolled, the department wouldn't support it	Soccer and basketball. Not really well catered for	Facilities – lack of them. Children not being able to get to sports because they are in other towns	Help with funding
Chiltern Primary School	A large and small oval with walking track and some fitness stations	Town football ground, Yackandandah Golf Course and town bowling green	Rugby uses school facilities as well as Auskick.	No, no money	Touch rugby. Can use football oval, but not individually catered for.	Safety with football – school looking at non-tackling policy	Seek input from the community and act on their response
Middle Indigo Primary School	Small oval, mini tennis court and large concrete area	Albury and Wodonga pool, Wodonga athletics track and Willow Park	No	Just devised a plan for new buildings and toilets, but nothing sporty	Netball and football are popular as are karate and gymnastics	Having to travel to sports	Provide equipment and help with after-school programs
Beechworth Primary School	Oval, playgrounds, two netball courts, asphalt area and rebound wall	Local and Wangaratta pool, local high school, golf course and the prison gym	Junior cricket uses the oval and sometimes hockey	Trying to upgrade watering system and work with the Shire to develop wastewater options	Soccer and hickey, but children like variety. Not really, no	Transport and travel	Some type of public transport
Wahgunyah Primary School	Basketball court, football oval with goal posts, sporting equipment and cricket nets	Not really, no	A cricket club sometimes uses the facilities	Not really for sport other than to replace basketball rings; have plans for buildings though	Soccer, not at the school	Issues with Corowa pool being closed	Another cricket facility to decrease broken windows in school
Wooragee Primary School	Basketball half-court, playground, fitness station and sandpit. Use adjacent tennis courts too	Have used the secondary college, but getting too expensive.	Auskick and Milo cricket visit and we've had a good association with Beechworth Hockey. Also has contact with circus groups	School policy allows investigation of new sport each year. Looking to provide athletics as have had cost & safety issues in past	Nothing specific, although athletics is on the rise	That there is only one main facility	Infrastructure for bikes, and workshops on road rules; look at making the Wooragee Hall and sporting and education precinct

School	Describe your facilities	Use of other facilities	Relationships with community groups	Upgrade plans	Increase in demand for sports	Key issues	How the Shire can rectify these
Upper Sandy Creek Primary School	Playground, concrete area, asphalt netball court	Albury and Wodonga pool, athletics at Wodonga	Have our concert in the local hall, have semi-partnership with Shire Parks to revegetate the area	Applied for grant for shade sails over equipment and to paint the school	Cricket has decreased	There isn't a range of facilities	Could offer skill types of activities as close as possible
Rutherglen High School	Old community centre – indoor gym complex, two tennis courts, outdoor basketball court, soccer oval, football oval, sand hockey pitch, cricket nets and pitch	Corowa and Rutherglen pools, Corowa squash courts; Rutherglen lawn bowls, tennis courts and football oval; Henderson Pavilion	Interaction with hockey, cricket and tennis clubs. Hockey have rooms at school for storage and other organizations can use the facilities at night	Received \$150,000 grant for sun smart shelter for more passive recreation	Touch rugby	Funding for the maintenance of equipment; water is a big issue; need for more infrastructure	Working with community to make sure responsibility for community centre is not just on the shoulders of the school
Stanley Primary School	Full sized basketball court; use Stanley Recreation Reserve	Wangaratta pool	Not really	No	Active after-school programs	Cost of transporting students to activities	Make better use of Stanley oval and support the community
Osbornes Flat Primary School	Small asphalt area, playground and shaded play area	Wodonga swimming pool, Osbornes Flat tennis courts	Not officially – sometimes the garden club and Stanley Primary use the facilities	Redeveloping school grounds for learning; doing creek restoration and possibly putting in a cross-country track with fitness stations. Also like to work with Shire on walking track	Netball and soccer	Being able to expose children to a wide range of sport without having to travel	Provide walking and bike tracks, and assist with funding

School	Describe your facilities	Use of other facilities	Relationships with community groups	Upgrade plans	Increase in demand for sports	Key issues	How the Shire can rectify these
Beechworth Secondary College	Community recreation centre onsite – has multi-use court. Oval, hockey field, soccer field, two tennis courts	Town golf course, town swimming pool, lawn bowls and croquet facilities. Use town tennis courts, squash and fitness centre and track at Lake Sambell	Openly invite as many users as possible as is still a community facility. Myrtleford hockey and soccer clubs use the facilities as do Beechworth cricket	Three stages planned for the stadium, subject to funding	Soccer, volleyball	Facilities and their upkeep	Injecting funds, realising that because there are facilities at the prison, this does not mean they are community facilities; maybe a community bus
Yackandandah Primary School	Top terrace with soccer goal, cricket pitch and basketball court	Sports Park and the pool	Have relationships with lots of sports clubs, the garden club, cricket club, Auskick, and the folk festival committee	Department of Education are looking at the site and conducting a review	Soccer	Lack of options for children in terms of recreation rather than sport – have an arts class but not much else	Develop programs to assist clubs, assistance with grant applications, support the community
St Joseph's Primary School	Tennis courts	The local pool and LaTrobe University	Have strong arrangement with the quarry as an excursion destination and use their space for concerts. Other schools use our facilities too	Would love an undercover area; board has received a quote but is quite prohibitive	Hockey, dance classes like hip-hop and Irish dancing	If sports could get together to discuss timetabling etc, more children could participate in each sport as they wouldn't cross over	Take a proactive role to supporting clubs and groups

SPORT AND RECREATION CLUB INTERVIEWS

January 2007

A cross-section of sporting and recreation groups from across the Shire were interviewed as part of the consultation process. The 25 groups included:

- Yackandandah Pistol Club
- Gundowring North Tennis Club
- Beechworth Chain Gang
- Beechworth Football Club
- Beechworth Pony Club
- Beechworth & District Hockey Club
- Beechworth Racquetball Club
- Beechworth Lawn Tennis Club
- Beechworth Girl Guides
- Chiltern Pony Club
- Chiltern Swimming Club
- Chiltern Tennis Club
- Chiltern Valley Karate Club
- Chiltern guides
- Kiewa Cricket Club
- Rutherglen Gun Club
- Rutherglen/ Corowa Football Club
- Rutherglen Hockey Club
- Rutherglen Minkey Club
- Rutherglen Golf Club
- Rutherglen Guides
- Kiewa/ Sandy Creek Netball Club
- Wahgunyah Football Club
- Wahgunyah Tennis Club
- Kergunyah Pony Club

The following questions were asked of the sport and recreation groups:

- Can you tell me a little bit about your club (membership numbers etc)?
- In terms of participation and membership, have your numbers increased, decreased or remained the same over the past five years?
- How well do you think your sport is serviced at the moment, in town and across the Shire?
- Have you noticed increases in demand for certain other sports? Are they well catered for?
- Would you say the current standard/provision of facilities for your sport is sufficient across the Shire?
- What, if any, are the key issues your club is likely to face in the next five years?
- Are there any opportunities for your club to share facilities in the future?
- What do you think priorities for Council funding should be in terms of providing for recreation?

Following is a summary of responses received from sporting and recreation groups by question.

Club	Membership numbers	Growth	Standard of facilities	Growth in other sports	Sufficient facility provision	Key issues	Opportunity to share	Funding priorities
Chiltern Guides	24	Increase	Not great	Tennis	Needs a lot of upgrades	Facility upgrade	Not really	Rail trail, maintaining facilities
Beechworth Hockey	310	Increase	There are none	Not really	Need a facility	Lack of facilities, cost of travel	In talks with LaTrobe	Facilities
Beechworth Chain Gang	50	Increase	Good	Not sure	Need to formalise trails	Land access	If trails are formalised, anyone can use them	Let community know wh activities are available
Kiewa/Sandy Creek Netball Club	60	Increase	Not too good	Tennis	Upgrading slowly	Getting new court up and running	Share with tennis, football and cricket	Promote opportunities for youth
Rutherglen Gun Club	35	Increase	Not great – left on our own a fair bit	No	No	Applying for grants – not a politically correct sport	Archery club starting on land	Help with writing grant application
Yackandandah Pistol Club	mid-20's	Increase	Quite good	Don't know	Can be difficult with funding issues	Government gun laws, insurance cost	Not really – quite a tricky sport	Not quite sure
Beechworth Pony Club	24	Static	There are none really	Sports that are easily accessed	Not at all	Expense in getting to club (not located in Shire), lack of funding	No as have no facilities in Shire	Facilities, assistance with grant applications
Beechworth Lawn Tennis Club	120	Increase	Very poor – juts bought their courts and about to put in new ones		Maybe for other clubs	Getting good facilities	Haven't really thought about it	
Beechworth Girl Guides	10	Decrease	Quite good – own their hall	Netball and swimming	For them yes	Costing and competition; being seen as a legitimate activity	People can hire hall at any time	The Beechworth Youth Centre need a lot of work
Beechworth Racquetball Club	Not really formed yet		Not really great – had to buy the building	Not really	No – a lot of clubs closing down	Funding, getting club going	Share with gym	Maintain facilities, help writing grants, stop change-of-use with buildings
Beechworth Football Club	80	Increase	Quite good	Not really – most struggling	Yes	Drought	Hoping to get cricket club back	Water, justified amalgamations
Chiltern Tennis Club	120	Increase in juniors	Leaves a bit to be desired	Hockey		A lot riding on junior members to keep the club going; need better coaches		The youth
Chiltern Valley Karate Club	Varies	Varies	Not great – using home garage		No	No support from the Shire		Make Chiltern a sporting complex

Club	Membership numbers	Growth	Standard of facilities	Growth in other sports	Sufficient facility provision	Key issues	Opportunity to share	Funding priorities
Chiltern Swimming Club	65	Increase	Great – pool redeveloped 4 years ago	Netball and football		Lack of shade	Residents use the pool, no other swimming groups in town to use it though	Fixing mistakes made in redevelopment, solar blanket to help with water issues
Kiewa Cricket Club	90	Increase	Grounds good – no Shire support though	Tennis and football	Ok	Competition from other sports	Already share with football	Mow the oval
Rutherglen Guides	21	Decrease	Ok	Not really	Not wonderful	Viability and lack of funding	Already share with scouts	Decent community noticeboard
Rutherglen Hockey/Minkey Clubs	130	Increase	Hugely lacking	Soccer and basketball	Beechworth has great facilities	Financial, insurance	Maybe with tennis	Upgrade tennis facilities we could train on their courts
Rutherglen Golf Club	140	Decrease	Quite good	Not really	Yes	Membership, lack of Shire support	Already do	Water, wall of Lake
Rutherglen/Corowa Football Club	250	Static	Not looked after by the Shire	Hockey		Filling teams	Soccer and netball	Better facilities – one sporting complex
Wahgunyah Tennis Club	38	Varies	Good – but no Shire help	Not really	Their club quite good	Lack of competitors and lighting	Already share clubrooms	Improve facilities, help with grant process
Wahgunyah Football Club	150	Decrease	Not bad	Other football clubs going well		Low gate takings, league about to fold		Upkeep of grounds, water
Kergunyah Pony Club	50	Increased	Facilities are great	Football, cricket		Older children dropping off	Share with netball, tennis and football for finals	Assistance with grants, training on how to run a manage clubs, OH&S workshops
Yackandandah Golf Club	60	Increase	Quite good	Soccer	Not bad – water issues	Funding, insurance, water	Schools use for cross-country	Funding, maintaining course
Gundowring North Tennis Club	60	Stable	Good playing courts, other ground work needed	Not really	Not great but small town, most travel to play	Having the facilities open to a community that really needs something	Public hire	Facilities for people of varying age groups. Gymnasium closer, council support

COMMUNITY GROUP INTERVIEWS

January 2007

Members of the Indigo Shire Community Advisory Committee were contacted via telephone for their views on sport and recreation within the Shire.

Contact was made with 6 representatives from the Rutherglen, Chiltern and Yackandandah districts. Below are their responses.

Name/ District	Membership growth	How well is sport serviced	Growth in any sports	Key issues	Opportunities to share facilities	Priorities for Council funding
Nerida Kerr, Chiltern	Tennis has increased	Limited because of town size	Tennis and golf	Funding, ongoing maintenance and insurance, water, OH&S, lack of volunteers		Maintain clubs and passive recreation. More walking tracks
Fred Begelhole, Rutherglen	Some increase, some decrease	Quite well	Rowing and tennis	Water, insurance, lack of time, finance	Probably	Each club should be assessed individually. More money into juniors
Alan Pleitner, Rutherglen	Increasing	Lacking from Council, but volunteering quite good		Roads around recreation reserves, safety of speedway track, shading	Probably a fair bit	Shelter/ shade. Teach clubs to write grants so they can start to help themselves
George Kelley, Yackandandah	Increasing	Good at the moment		Getting trained people to run sports; younger people getting involved in coaching	May need to with drought	Upgrading facilities, water
Merle Bray, Yackandandah	Not quite sure	Very well – better when Sports Park is finished	Not quite sure	Finishing the Sports Park	More clubs could use the Park when it's finished	Finish the Sports Park
Lesley Baker, Yackandandah		Not sure	Not swimming and basketball; pistol club	Government restrictions for Pistol Club		Look at recreation for older people

Contact was made via telephone with members of Committees of Management. The table below details their answers.

Committee	Facility Users	Sport Growth	Standard of facility provision	Key Issues	Opportunities for other users	Council funding priorities
Beechworth Memorial Hall COM	Theatre company, local school, Masonic order, Shire	Don't know		Unforeseen maintenance		Not sure – as entirely self-funded
Wooragee Community Centre COM	Tennis club, school, CFA, Landcare, Neighbourhood watch, private users	Increased use of centre		Funding upgrades	Definitely	More playgrounds
Stanley Soldiers Memorial Hall COM	Private users – functions, meetings. Local art show	Have no idea	Yes, in Stanley it is quite good	None really	Yes, if people want to use it	Recreation facilities that bring people to the area
Wahgunyah School of Arts Hall COM	Senior citizens, mongoose (a martial arts group), yoga, playgroup, private functions	No	For the town, yes	In process of refurbishing, so no foreseeable issues	Just had air-conditioning and heating added, so probably yes – more appealing	Support for facilities and clubs in the area